

Scaled data based on original data using  
LM-79-08 Approved Method: Electrical and Photometric Measurements of Solid-  
State Lighting Products

Test Report Prepared for  
Cooper Lighting Solutions  
(formerly Eaton)

Brand: INVUE

Report Number: P401642

Luminaire Tested: **ENT-SA1E-730-U-T3**

Issue Date: 5/20/2020

**Test Information**

Test Method: LM-79-08  
Report Number: P401642  
TEST IS SCALED FROM IESNA LM-79-08 TEST DATA (G1-2004-754-13)  
Test Lab: INNOVATION CENTER  
Issue Date: 5/20/2020  
Manufacturer: COOPER LIGHTING SOLUTIONS (FORMERLY EATON)  
Product Line: INVUE  
Catalog Number: ENT-SA1E-730-U-T3  
Description: ENTRI LED LUMINAIRE  
(1) 70 CRI, 3000K, 1050mA LIGHTSQUARE WITH 16 LEDS AND TYPE III OPTICS  
Light Source: -  
Ballast/Driver: ELECTRONIC DRIVER

**Summary**

Lumens per Lamp: N/A  
Luminaire Lumens: 6523 lumens  
Efficiency: N/A  
Efficacy: 114.0 lumens/watt  
Luminous Opening: Rectangular (W 0.5' x L: 0.5' x H: 0')  
IES Classification: Type III - Short - Semi-Cutoff  
BUG Rating: B1 - U0 - G2

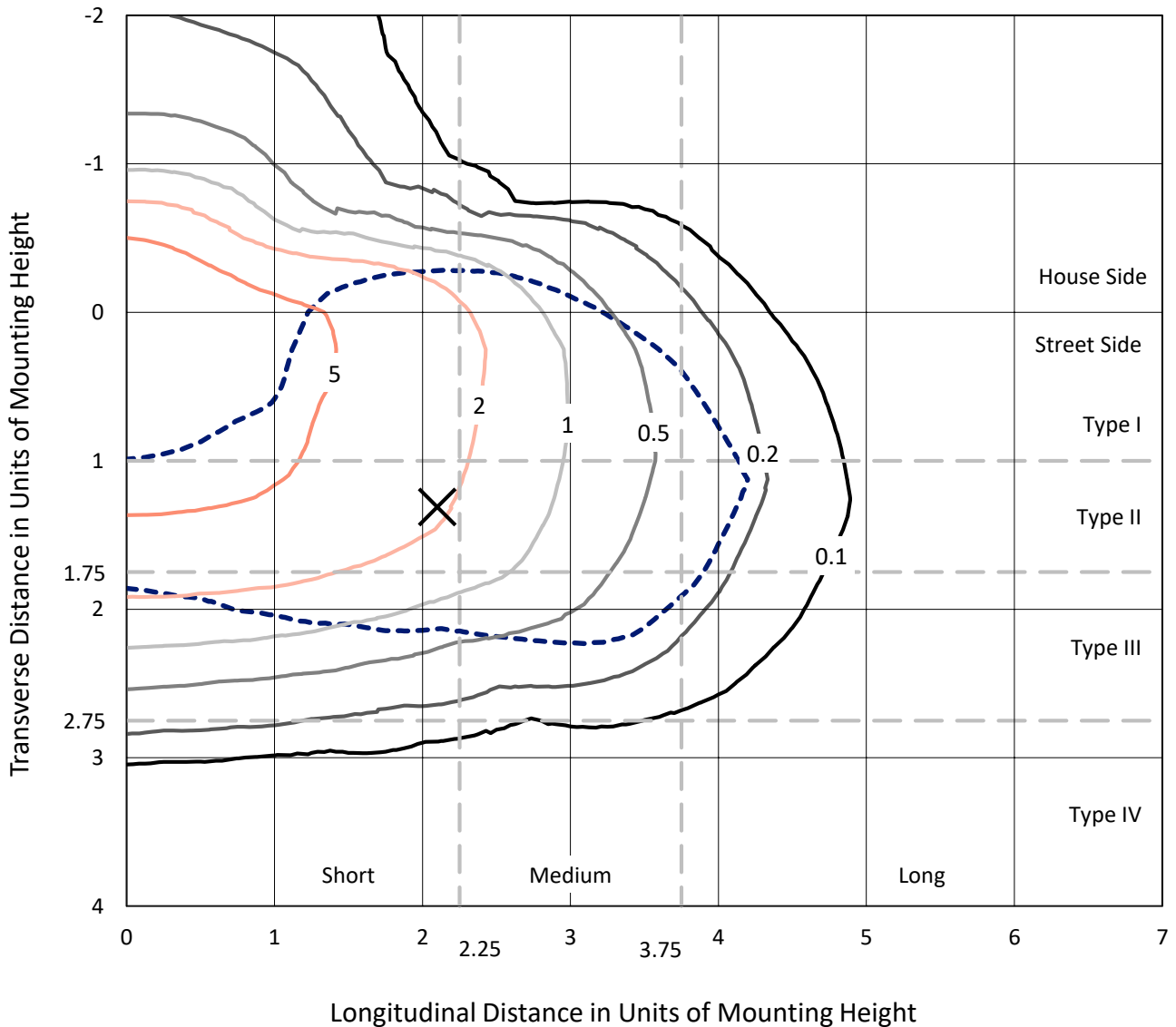
Input Watts (W): 57.2  
Input Voltage (V): NR  
Input Current (Ain): NR  
Voltage Rise (V): NR  
Power Factor: NR  
Total Harmonic Distortion (THDi): NR  
Frequency (hertz): 60  
Stabilization Time: NR  
Operation Time: NR  
Ambient Temperature (°C): NR  
Test Distance: 25 FT



REPORT NUMBER: P401642  
 CATALOG NUMBER: ENT-SA1E-730-U-T3

### Iso-Footcandle Lines of Horizontal Illumination

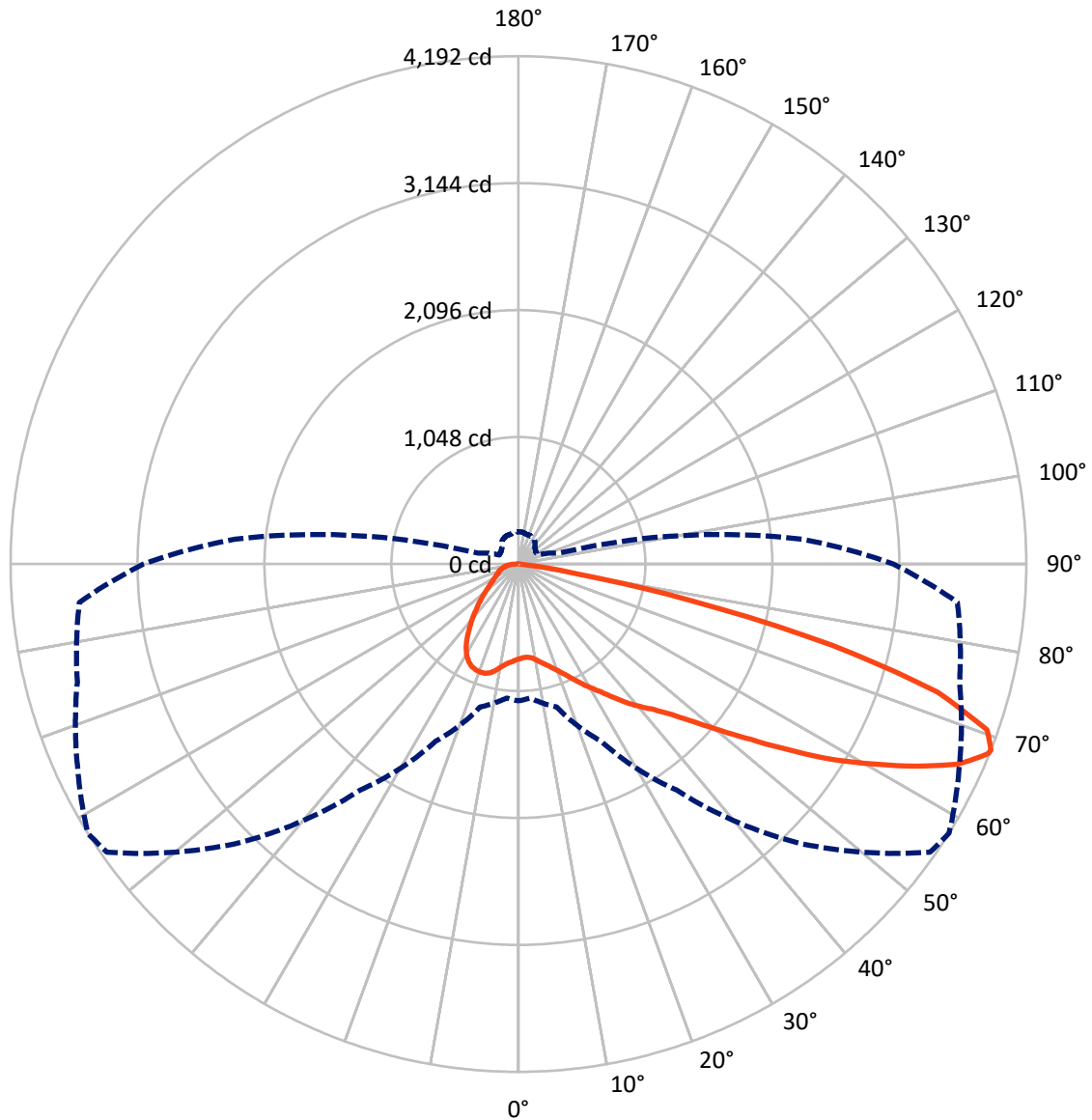
✕ Max cd  
 - - - 1/2 Max cd



Based on 10 foot mounting height. Maximum calculated value = 8.7 fc  
 Type III - Short - Semi-Cutoff

REPORT NUMBER: P401642  
CATALOG NUMBER: ENT-SA1E-730-U-T3

### Luminous Intensity Polar Plot



— Vertical Plane Through 58-Deg Lateral    - - - Horizontal Cone Through 68-Deg Vertical

REPORT NUMBER: P401642

CATALOG NUMBER: ENT-SA1E-730-U-T3

**FLUX DISTRIBUTION:**

		Downward	Upward	Total
<b>House Side</b>	Lumens	1527.3	0.0	1527.3
	% Fixture	23.4	0.0	23.4
<b>Street Side</b>	Lumens	4995.7	0.0	4995.7
	% Fixture	76.6	0.0	76.6
<b>Total</b>	Lumens	6523.0	0.0	6523.0
	% Fixture	100.0	0.0	100.0

**Coefficient of Utilization**

**ZONAL LUMENS:**

Zone	Lumens	% Fixture
0°-10°	77.1	1.2
10°-20°	252.4	3.9
20°-30°	453.8	7.0
30°-40°	666.7	10.2
40°-50°	977.7	15.0
50°-60°	1461.5	22.4
60°-70°	1709.0	26.2
70°-80°	842.6	12.9
80°-90°	82.2	1.3
90°-100°	0.0	0.0
100°-110°	0.0	0.0
110°-120°	0.0	0.0
120°-130°	0.0	0.0
130°-140°	0.0	0.0
140°-150°	0.0	0.0
150°-160°	0.0	0.0
160°-170°	0.0	0.0
170°-180°	0.0	0.0
0°-90°	6523.0	100.0
0°-180°	6523.0	100.0



REPORT NUMBER: P401642

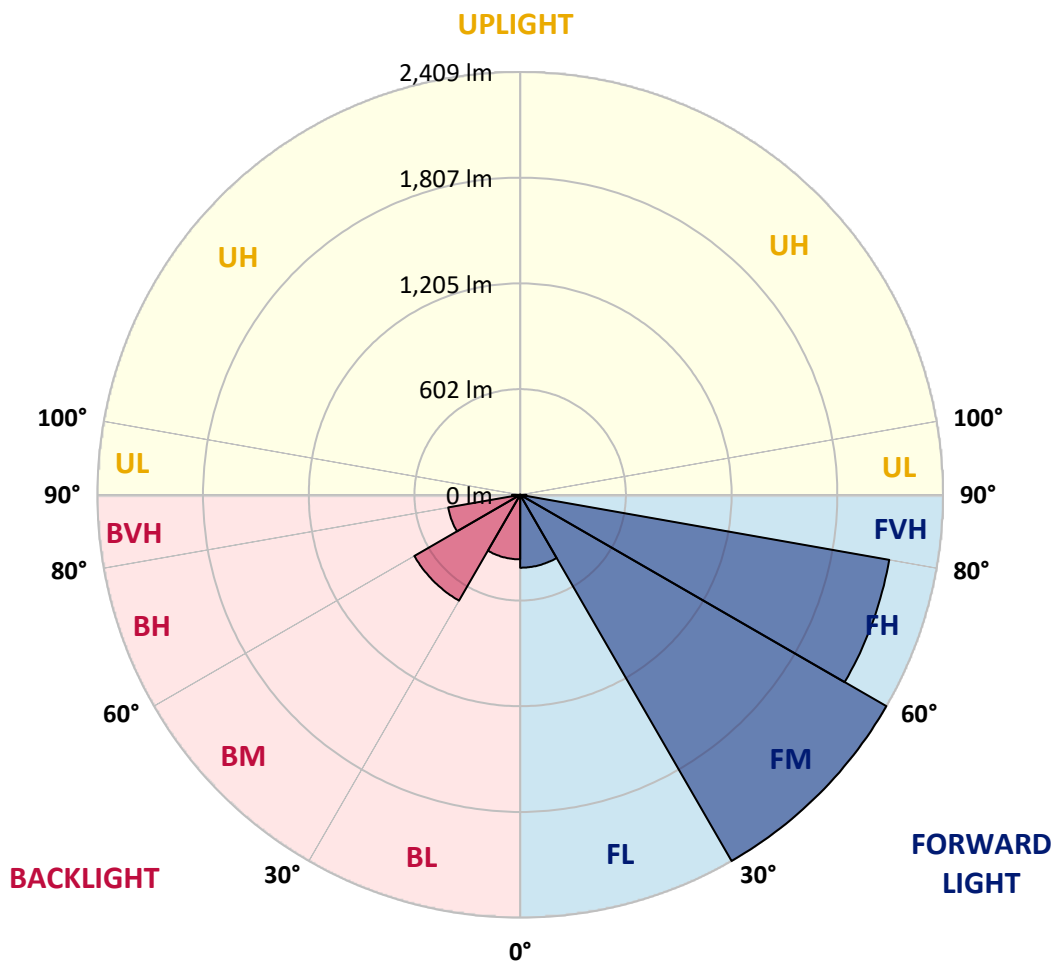
CATALOG NUMBER: ENT-SA1E-730-U-T3

**LUMINAIRE CLASSIFICATION SYSTEM LUMEN TABLE AND BUG RATING:**

Zone		Lumens	% Fixture	Zone Rating/Lumen Limit		
				B	U	G
FL	(0°-30°)	415.5	6.4			
FM	(30°-60°)	2409.4	36.9			
FH	(60°-80°)	2135.4	32.7			G2/5000
FVH	(80°-90°)	35.4	0.5			G1/100
BL	(0°-30°)	367.8	5.6	B1/500		
BM	(30°-60°)	696.6	10.7	B1/1000		
BH	(60°-80°)	416.2	6.4	B1/500		G1/500
BVH	(80°-90°)	46.8	0.7			G1/100
UL	(90°-100°)	0.0	0.0		U0/0	
UH	(100°-180°)	0.0	0.0		U0/0	

**BUG Rating: B1-U0-G2**

Type III Short





REPORT NUMBER: P401642

CATALOG NUMBER: ENT-SA1E-730-U-T3

**CANDELA DISTRIBUTION (FULL):**

	0°	5°	15°	25°	35°	45°	55°	58°	65°	75°	85°
0°	783.3	783.3	783.3	783.3	783.3	783.3	783.3	783.3	783.3	783.3	783.3
2.5°	764.2	764.2	766.9	767.8	769.7	771.5	773.3	774.2	776.9	780.6	782.4
5°	757.8	758.7	760.6	761.5	764.2	767.8	770.6	772.4	776.9	784.2	788.8
7.5°	772.4	775.1	776.0	776.9	777.9	780.6	780.6	781.5	786.1	793.3	799.7
10°	796.1	797.9	800.6	803.4	806.1	807.9	802.5	803.4	805.2	812.5	821.6
12.5°	826.1	826.1	827.0	830.7	833.4	838.9	833.4	833.4	833.4	839.8	850.7
15°	859.8	858.0	858.0	861.7	862.6	866.2	863.5	863.5	867.1	873.5	884.4
17.5°	898.1	900.8	898.1	896.3	893.5	895.4	897.2	899.0	906.3	916.3	922.7
20°	953.7	958.2	956.4	949.1	937.3	931.8	938.2	941.8	956.4	968.2	969.1
22.5°	1042.0	1039.3	1036.5	1023.8	1000.1	985.5	986.4	991.9	1014.7	1032.9	1023.8
25°	1124.0	1126.7	1126.7	1108.5	1077.5	1047.5	1050.2	1052.9	1075.7	1092.1	1067.5
27.5°	1223.3	1221.4	1220.5	1195.9	1158.6	1129.4	1114.0	1121.2	1137.6	1144.0	1096.7
30°	1326.2	1333.5	1326.2	1291.6	1256.1	1218.7	1187.7	1185.9	1194.1	1193.2	1131.3
32.5°	1450.1	1443.7	1441.0	1400.9	1356.2	1307.1	1267.9	1261.5	1257.0	1250.6	1172.3
35°	1545.7	1553.9	1553.9	1519.3	1466.5	1418.2	1357.2	1351.7	1340.8	1319.8	1226.0
37.5°	1658.6	1656.8	1663.2	1623.1	1570.3	1523.8	1467.4	1451.9	1427.3	1396.3	1289.8
40°	1768.9	1773.4	1788.0	1739.7	1691.4	1655.0	1574.8	1546.6	1509.3	1481.0	1382.7
42.5°	1919.1	1925.5	1931.0	1890.9	1833.5	1800.7	1676.9	1641.3	1620.4	1614.9	1505.6
45°	2101.3	2112.2	2116.8	2080.4	2047.6	1969.2	1805.3	1772.5	1749.7	1773.4	1673.2
47.5°	2276.2	2270.7	2291.7	2290.8	2294.4	2200.6	1990.2	1941.0	1919.1	1979.3	1865.4
50°	2374.6	2382.8	2428.3	2474.8	2539.4	2472.0	2204.2	2155.1	2129.5	2204.2	2091.3
52.5°	2425.6	2436.5	2497.5	2627.8	2765.3	2733.4	2462.0	2407.4	2385.5	2458.4	2333.6
55°	2430.1	2436.5	2518.5	2720.7	2937.5	2947.5	2756.2	2704.3	2674.2	2721.6	2597.7
57.5°	2354.5	2335.4	2476.6	2734.3	3047.7	3170.6	3079.6	3042.2	2957.5	3008.5	2925.6
60°	2219.7	2238.8	2377.3	2677.9	3094.1	3344.6	3403.8	3347.3	3249.0	3269.9	3279.0
62.5°	2015.7	2040.3	2184.2	2546.7	3056.8	3492.2	3703.5	3675.2	3543.2	3532.2	3548.6
65°	1725.1	1710.6	1870.9	2259.8	2880.1	3541.4	3997.7	3985.8	3828.3	3699.8	3706.2
67.5°	1244.2	1230.5	1342.6	1744.3	2401.9	3358.3	4154.3	4180.8	4000.4	3773.6	3675.2
68°	1129.4	1110.3	1222.3	1612.2	2278.9	3252.6	4146.2	4191.7	4013.2	3769.1	3637.0
70°	650.3	619.4	727.8	1052.0	1677.8	2738.0	3978.6	4104.3	3983.1	3680.7	3386.5
72.5°	204.0	204.0	281.5	425.4	823.4	1732.4	3403.8	3617.9	3643.4	3345.5	2814.5
75°	127.5	127.5	146.6	201.3	327.9	735.0	2348.2	2674.2	2894.7	2816.3	2052.1
77.5°	86.5	84.7	97.5	124.8	183.1	235.9	1178.6	1448.2	1770.7	1922.8	1200.5
80°	47.4	48.3	60.1	74.7	103.8	109.3	346.1	489.1	779.7	913.6	455.4
82.5°	27.3	26.4	29.1	32.8	45.5	47.4	99.3	122.1	204.0	189.5	122.1
85°	0.0	0.9	0.9	0.9	1.8	4.6	12.8	19.1	31.0	42.8	30.1
87.5°	0.0	0.0	0.0	0.0	0.9	0.9	1.8	1.8	1.8	1.8	2.7
90°	0.0	0.0	0.0	0.0	0.0	0.0	0.0	0.0	0.0	0.0	0.0



REPORT NUMBER: P401642

CATALOG NUMBER: ENT-SA1E-730-U-T3

**CANDELA DISTRIBUTION (continued):**

	90°	95°	105°	115°	125°	135°	145°	155°	165°	175°	180°
0°	783.3	783.3	783.3	783.3	783.3	783.3	783.3	783.3	783.3	783.3	783.3
2.5°	784.2	787.0	791.5	795.2	797.0	795.2	801.5	800.6	802.5	802.5	804.3
5°	792.4	796.1	804.3	808.8	813.4	815.2	822.5	824.3	828.0	829.8	828.9
7.5°	804.3	808.8	818.8	827.0	833.4	838.0	849.8	855.3	860.7	862.6	864.4
10°	826.1	832.5	843.4	853.5	862.6	868.9	879.0	886.2	891.7	893.5	895.4
12.5°	855.3	862.6	876.2	889.9	899.9	903.6	902.6	900.8	900.8	899.9	900.8
15°	889.0	896.3	913.6	926.3	927.2	915.4	899.0	890.8	889.0	889.0	889.9
17.5°	928.1	937.3	948.2	955.5	938.2	909.0	889.9	881.7	879.9	879.0	877.1
20°	972.8	978.2	981.9	972.8	934.5	900.8	879.0	867.1	858.0	857.1	853.5
22.5°	1020.1	1018.3	1013.8	981.0	924.5	881.7	851.6	829.8	817.9	817.0	813.4
25°	1054.8	1047.5	1033.8	982.8	906.3	850.7	807.9	773.3	757.8	750.5	752.4
27.5°	1077.5	1062.0	1038.4	973.7	874.4	803.4	743.2	697.7	674.9	671.3	674.0
30°	1104.9	1080.3	1042.0	950.9	828.9	736.9	658.5	613.0	600.2	593.9	595.7
32.5°	1137.6	1105.8	1053.8	916.3	771.5	659.4	574.7	542.9	528.3	516.4	520.1
35°	1180.5	1140.4	1073.0	867.1	698.6	577.5	514.6	485.5	459.1	446.3	447.2
37.5°	1230.5	1185.0	1089.4	809.7	619.4	515.5	462.7	428.1	395.3	370.7	366.2
40°	1310.7	1273.4	1103.0	746.0	543.8	464.5	411.7	372.5	341.6	317.0	314.2
42.5°	1444.6	1379.9	1103.9	669.5	479.1	420.8	369.8	327.0	292.4	271.4	270.5
45°	1602.2	1502.0	1084.8	587.5	422.6	377.1	332.5	284.2	264.1	250.5	248.7
47.5°	1788.9	1642.2	1042.9	511.0	374.4	334.3	294.2	265.1	250.5	240.5	240.5
50°	2002.0	1807.1	1001.0	445.4	327.9	299.7	272.3	256.9	245.9	236.8	235.9
52.5°	2242.5	2002.0	987.4	378.9	289.6	267.8	265.1	250.5	241.4	235.0	233.2
55°	2529.4	2220.6	1000.1	327.0	259.6	255.0	260.5	248.7	242.3	232.3	229.5
57.5°	2861.0	2433.8	986.4	283.3	238.6	243.2	255.0	248.7	243.2	230.4	226.8
60°	3173.4	2624.1	893.5	246.8	218.6	228.6	247.7	240.5	232.3	229.5	227.7
62.5°	3341.0	2686.1	712.3	218.6	203.1	214.0	235.9	226.8	221.3	227.7	228.6
65°	3342.8	2615.9	523.7	197.7	190.4	201.3	224.1	221.3	225.0	239.6	242.3
67.5°	3157.0	2402.8	369.8	178.5	177.6	191.3	229.5	247.7	250.5	265.1	265.1
68°	3093.2	2350.0	343.4	175.8	174.9	191.3	234.1	252.3	254.1	267.8	266.9
70°	2743.5	1986.5	248.7	164.9	170.3	204.9	258.7	265.1	254.1	269.6	268.7
72.5°	2144.1	1469.2	185.8	153.0	162.1	202.2	260.5	254.1	237.7	241.4	236.8
75°	1449.1	936.3	153.0	140.3	143.9	171.2	236.8	239.6	220.4	216.8	211.3
77.5°	758.7	439.0	123.9	124.8	128.4	148.5	211.3	217.7	200.4	189.5	187.6
80°	279.6	174.0	101.1	110.2	112.0	130.3	181.3	191.3	174.9	166.7	164.9
82.5°	102.0	86.5	83.8	96.5	94.7	111.1	158.5	165.8	148.5	140.3	135.7
85°	28.2	31.9	52.8	75.6	73.8	86.5	127.5	133.9	119.3	98.4	95.6
87.5°	1.8	6.4	20.9	44.6	46.5	53.7	92.0	101.1	88.4	72.9	72.0
90°	0.0	0.0	0.0	0.0	0.0	0.0	0.0	0.0	0.0	0.0	0.0

(END OF REPORT)